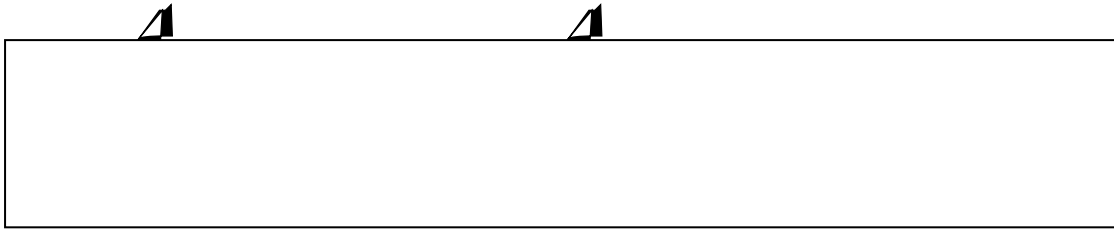


300032


2020-072



2020 8

12

2020 393



2020 8

100% 2019 12 31 2020
9 5 [2020]

1207

2019 12 31

83,011.53

110,000.00

26,988.47

2020 8

2020 9 7



[2020]060073

2019 12 31

108

2017 6 9

2019 12 31

1

100%

1

$$= \quad - \quad + \quad + \quad -$$

+

2

2024 12 31

2025 1 1

3

$$(\quad) = \quad + \quad + \quad (1$$

$$)- \quad -$$

2017-2019



4

2

1

2

3

4

3

2020 9 5

[2020] 1207

2019 12 31

100%

83,011.53

110,000.00

26,988.47

4

2017

2017 6 29

92,918.89

70,539.75

22,379.14

2019 12 31

91,488.02


83,011.53

8,476.49

2018

2019

2019 12 31



1



	2017	2018	2019
1			
7,500			
10,000			
13,000			
30,500			
2			

3

1

4

=

-

29.41%

2

3

4

(5)

4

1



2

=

29.41%-

3

4

5

10

6

32,351

2017 6 27

32,351

2

32,351

2019 12 31

83,011.53

110,000.00

26,988.47

2020 9

7

2019

12 31

▲

=

29.41%-

2019 12 31

83,011.53		110,000.00
26,988.47		=26,988.47
29.41%-0	7,937.31	▲
32,351		2017-2019
	286,968,545.75	,
3,654.15		2017
2018	2019	
	▲	
	10	
2019 4 24	2018	
2018	2017 2018	
209,235,394.15		
2019 6		
2020 4 28	2019	
2019	2017 2018 2019	
286,968,545.75	2020 5 1	▲
	2019	
	2020 5 22	

2017-2019

286,968,545.75

2020 9 8

10

3,654.15

2020 9 9



>

10

4

=

29.41%

29.41%

2019

12 31

83,011.53

2017-2019

286,968,545.75

975,751,600.65 9.76

26,988.47 11 -83,011.53

7,937.31





2017 6 27



2017

2018

2019

7,500

10,000

13,000

30,500





15



32,351

2020 5 12



286,968,545.75 2020 9 9



3,654.15





32, 351

2020 09 10